







PSVAR

Typical Rural School Contract

A Brief Study of actual pick up points and their suitability for deployment of a Wheelchair Lift

Photo	Location	Practical
	<p>Old Weston High St.</p>	<p>Unable to deploy lift due to grass bank and raised footpath</p>
	<p>Leighton Bromswold, Main Rd</p>	<p>Gravel is unsuitable for wheelchairs or lift deployment. There are no footpaths in the village suitable for wheelchairs.</p>
	<p>Catworth, Church Lane</p>	<p>Narrow area between wall and road unsuitable for lift deployment. Overhanging trees would obstruct door/lift and wheelchair user on lift . No footpaths in this end of the village suitable for wheelchairs.</p>
	<p>Catworth, Bus Stop</p>	<p>Bus stop slopes steeply towards road making it unsuitable for lift deployment. No drop kerbs on Bus Stop.</p>

	<p>Brington Gorse</p>	<p>Pick up point unsuitable for wheelchairs or lift. No pavements within 500m of this point, only grass verges.</p>
	<p>Brington School</p>	<p>Not suitable for lift deployment. Unloading area may need to be built specifically for Coaches or Buses. No drop kerbs to pavement.</p>

General

This run is approximately half an hour from first pick up to school, from the last stop it's 3 minutes to school. The timetable would need to be 15 min earlier at school to allow time to unload using a lift, plus another 15 min at the pick-up point adding 30 min AM & PM to the route.

Wheelchair user

Would need to get from home to pick up point. In most cases a vehicle would be required to transport them to the bus stop due to distance and lack of footpaths and other infrastructure.